

ALLPLAN ARCHITECTURE

NEW FEATURES IN VERSION 2020

Highlights

Whether stairs, roofs or steel constructions: Allplan 2020 makes modeling even easier. Among other things, operation via a modern user interface contributes to this.

Visual Scripting offers a wide range of applications: from modeling complex shapes to creating frequently used objects and automated workflows.

Numerous enhancements and improvements have been made for a convenient handling of attributes. Among other things, attributes can now also be exported as formatted Excel files and a filter function in the object palette allows better project control.

The new plug-in for processing point clouds enables the transfer of scan data from various formats to Allplan. You can then select 3D points and transfer them to your Allplan project.

The new version Allplan Architecture 2020 focuses on modeling. On the one hand, the staircase modeler introduced for the first time in Allplan 2019 has been expanded in order to further increase user-friendliness and productivity. On the other hand, there is now a new tool for modeling different roof types with an easy-to-use user interface based on property palettes. Optimizations have also been made to attribute management and the object palette to support the BIM working method.

WORKING EVEN MORE PRODUCTIVELY WITH THE STAIRCASE MODELER

New features have been added to the staircase modeler introduced with the Allplan 2019 version to further simplify operation and increase productivity. For example, there are now new offset profiles with which passage heights and widths can be visually checked. The latter is particularly advantageous when working with complex geometries. Operation is via a modern user interface based on property palettes and handles.

FAST AND EASY MODELING OF ROOFS

With the new Roof Modeler, you can create contour-based roof surfaces using a modern user interface based on property palettes. Subsequent changes can easily be made. By linking the roof model with the plane and level manager, the interaction between the roof and other parts of the building model is improved. Even roofs with negative roof pitches are now supported.

NEW MODELER FOR STEEL STRUCTURES

You no longer need a separate steel solution to model simple steel structures without connections (LOD 300). Supports and beams can be created and modified using a modern user interface based on property palettes and handles.

CREATION OF COLUMNS OPTIMIZED

With the optimized column tool, you can now create fillets and chamfers directly without having to define your own cross-section beforehand. In addition to saving time and ease of use, the subsequent adjustment of the columns has now also been simplified.

GREAT TIME SAVINGS DUE TO OFFSET PLANES

An offset plane is linked to another plane. When the reference plane is changed, the offset plane automatically adjusts itself and with all elements linked to it. This even works for several floors simultaneously.

MORE FLEXIBILITY WHEN LABELING GRIDS


You can now label the grids in Allplan Architecture 2020 exactly as you need them. Labeling is done using a palette or directly in the model.

NEW: COPY ALONG ANY PATH

With the function "Copy along any path" you can quickly and easily copy and place objects along any path. There are various options for defining the distance or number of objects and controlling the rotation of the individual elements.



Work more productively with the Staircase Modeler



Fast and easy Modeling of roofs

VISUAL SCRIPTING – THE ALTERNATIVE TO PROGRAMMING

Visual Scripting is ideal for parametric modeling of complex shapes, creating frequently used custom objects, and automating workflows. Instead of learning a programming language, you simply visually arrange nodes and link them together. Compared to the Technical Preview, Allplan 2020 improves the user interface, introduces additional nodes, and adds more edited examples.

ATMOSPHERIC RENDERINGS


With the Real Time Renderer in Allplan Architecture 2020, you can now define different light temperatures. You can use tone mapping to achieve a warmer, neutral or cold appearance. White balance corrects the color temperature of natural light sources such as sky and sun. And thanks to the two-point perspective, distortions can be eliminated in no time at all.

CONVINCING PROJECT PRESENTATIONS WITH PANORAMA RENDERING

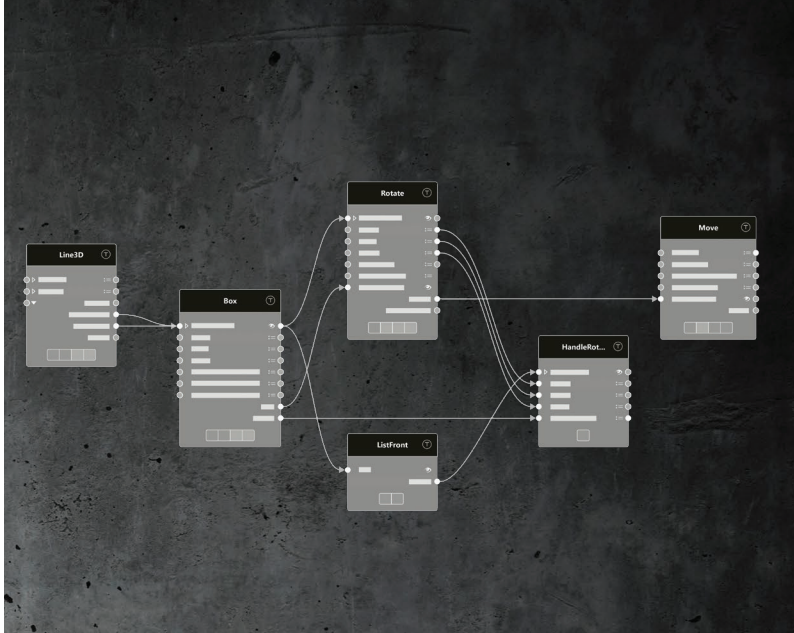
Use the new Panorama Rendering function to create a spherical image from a defined camera position. This allows you, for example, to create a virtual project inspection in the form of a video for your client, which can be played back on many end devices without additional investment.

IMPROVEMENTS IN HANDLING ATTRIBUTES

In order to make the handling of attributes even more comfortable and consistent, numerous extensions and improvements have been made to attribute management. Among other things, the attributes can now also be exported as formatted Excel files. In addition, the object palette has been extended so that objects can now be filtered by attribute. The filtered objects can be highlighted in color for better visual control. The model itself can be displayed transparently. In this way, incorrectly assigned attributes can be identified more quickly.



New Modeler for Steel structures



Visual Scripting - the alternative to programming

WORKFLOWS ADAPTED FOR VIEWS AND SECTIONS

Numerous detail improvements were made to the views and sections. For example, the properties of multiple views or sections can now be adjusted simultaneously. This serves to optimize workflows.

ALWAYS CORRECT VALUES WITH ASSOCIATIVE DIMENSIONING

With Allplan Architecture 2020 you always keep your dimensioning up to date. Linear and curved dimension lines remain connected to the objects. When you make a change, the dimensioning automatically adjusts itself.

NEW SHORTCUT DIALOG FOR MORE FLEXIBILITY

A new shortcut dialog has been developed for faster access to frequently used functions. This makes it easier to assign customer-specific functions. The dialog includes the following functions: Search, sort, filter, save, import and reset shortcuts.

IMPROVED TEAMWORK


More stability, more performance, more usability. These are the results of the comprehensively optimized Allplan tools for cross-team collaboration, the Allplan Workgroup Manager and Allplan Share. In addition to a project backup, the amount of data to be transferred over the network was reduced, which has a noticeable effect on response times.

FURTHER DEVELOPMENT OF INTERFACES

The IFC interface is continuously being further developed. The full support of NURBS bodies during import has improved the exchange of free-form geometry. In addition, different attributes can be assigned correctly during import and export. The SketchUp interface now supports the 2018 format, the CPIXML export has been updated to version 1.7.

IMPORT OF UTM COORDINATES

Surveying offices, authorities and construction companies are increasingly working with UTM coordinates. Due to different scaling these are incompatible with AEC software. Until now, planners had to rely on external service providers for data exchange. With the new import functions in Allplan 2020, you can now perform this coordinate transformation yourself.



Atmospheric renderings



Efficient working with point clouds

EFFICIENT WORKING WITH POINT CLOUDS

In cooperation with Scalypso, a plug-in was developed for processing point clouds in Allplan. With the converter included in the plug-in, you can import scan data in various formats, both from the manufacturer-neutral ASTM E57 format and from the manufacturer-specific formats of Faro, Leica, Riegl, Topcon, Trimble and Zoller+Fröhlich as well as from ASCII formats. You can then transfer selected 3D points to your Allplan project. For more intensive use, there is an extended version tailored to individual requirements. This makes it possible, for example, to automatically calculate horizontal sections from which precise floor plans or building models can be generated in a time-saving manner.

Current system requirements can be found at allplan.com/info/sysinfo

ALLPLAN GmbH > Konrad-Zuse-Platz 1 > 81827 Munich > Germany
info@allplan.com > allplan.com